

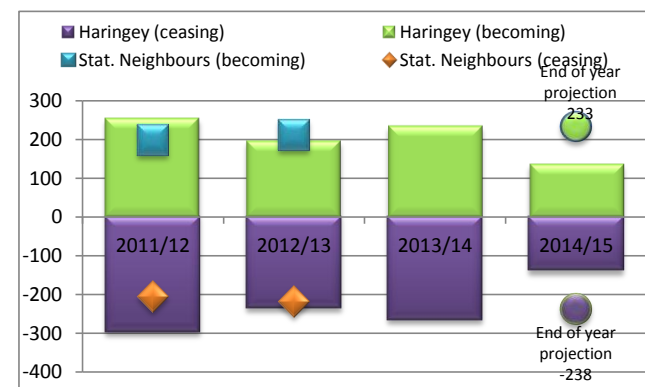
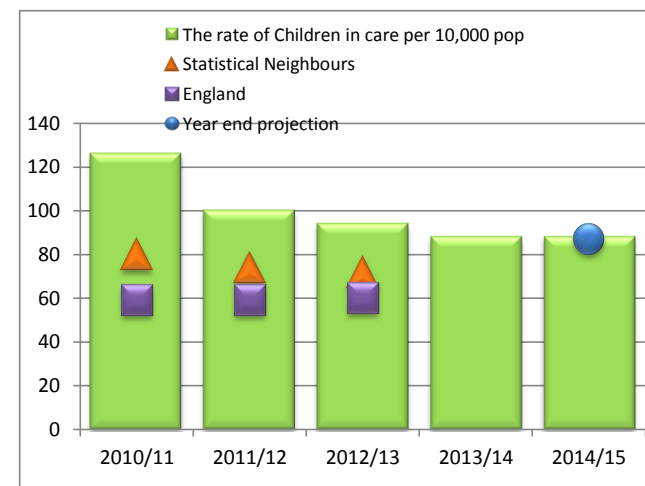
## Looked after Children

	2013/14	May-14	Jun-14	Jul-14	Aug-14	Sep-14	Oct-14		2014/15			
									YTD	Year end target	Traffic Light	
OP389	Children in care including unaccompanied asylum seeking children	512 Revised from 507	520	525	521	518	517	509	↑	509	-	
	<i>Haringey Target</i>	479	-	-	-	-	-	-				
OP389b	Children in care - unaccompanied asylum seeking children (FWI service user group)	-	-	-	-	24	23	24	↓	24	-	
OP389a	The rate of Children in care per 10,000 pop	88	90	91	90	90	90	88	↑	88	-	
Op415	Children becoming LAC	233	20	30	14	12	22	10	↑	136	-	
Op416	Children Ceasing LAC	267	16	25	18	15	23	18	↓	139	-	
	Net Increase / Decrease	-34	4	5	-4	-3	-1	-8	↑	-3		
OP414	Percentage of Children becoming looked after previously subject to Child Protection plan	39%	54%	45%	70%	50%	40%	30%	↓	46%	-	
OP438	Number of young people becoming looked after on remand	29	2	2	2	0	2	2	→	12	-	

### Service Analysis

#### *Why does the data look the way it does?*

Further analysis and breakdown of the reasons why children are ceasing LAC - to what extent is this because they reach 18, are returned home etc - is being undertaken to examine how active we are in making this happen.

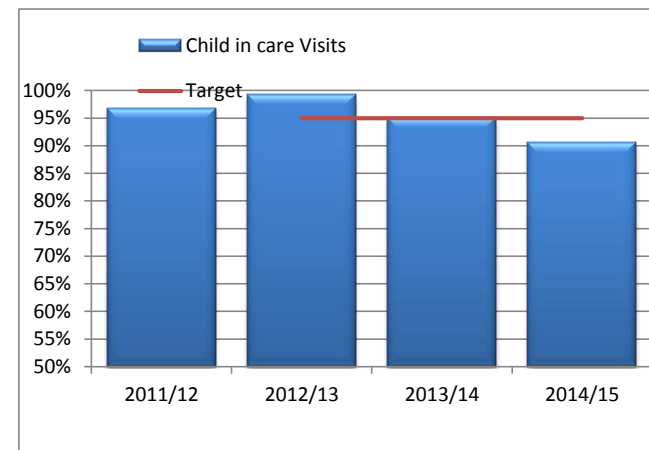


*What are you going to do about it?*

From previous periods:	When are you going to do it by?	Update/ date completed
We need to examine what proportion are due to families' circumstances and what can be attributed to additional early help input still required but not, for whatever reason, provided.		
From this period:	When are you going to do it by?	Comment
HOS has requested a regular report on the reasons for LAC episodes ending	beginning Dec 2014	

## LAC Reviews and Visits

		2013/14	May-14	Jun-14	Jul-14	Aug-14	Sep-14	Oct-14	2014/15			
									YTD	Target	Traffic Light	
Op382	Children in Care visits	95%	87%	94%	84%	92%	91%	90%	↓	90%	-	
OP386	Children in care cases were reviewed within timescales	87%	95%			90%	91%	88%	↓	88%	-	
Op420	% of children in care for over a month with an up to date Health Assessment	85%	88%	90%	94%	94%	96%	97%	↑	97%	-	Green
Op450	% of Children in Care for over a month with an up to date Dental check (in the last 12 months)	60%	64%	64%	65%	82%	86%	81%	↓	71%	-	
OP_70 2	Percentage of school age LAC with an up to date PEP	68%	77%	67%			45%	51%	↑	51%	100%	Red
OP_70 3	Percentage of children LAC for more than 20 working days with an up to date Care Plan	-				75%	50%	50%	→	50%	100%	Red
OP_70 4	Percentage of LAC age over 16 with a Pathway Plan less than 6 months old	-				64%	32%	49%	↑	49%	100%	Red



### Service Analysis

#### Why does the data look the way it does?

QA are naturally concerned by the low percentage of peps, and up to date care plans / pathway plans. IROs have been asked to check prior to meetings if there are outstanding peps and to alert the social worker to complete this. IRO will be using a similar chase and checking system for care plans and health assessments.

SS

CIC visits have dropped slightly, but Haringey has a local arrangement that these should be monthly, which in some instances is more frequent than the level required by regulation, and the drop here relates to the local arrangement and not to the regulatory requirement. In any event, a drop of 1 percent could not be regarded as statistically significant. Health Assessments are good at 97% and this relates to staff being better at inputting them properly into FWi, rather than them being recorded in casenotes. PEP numbers have increased but remain of concern. Staff report that there is resistance from schools in convening these meetings. Percentage of LAC over 20 days with an up to date Care Plan has dropped from the August high point of 75% and is now 50%. This activity takes place in First Response and S & S, and when cases come into LAC, we have to catch up.

CH

#### What are you going to do about it?

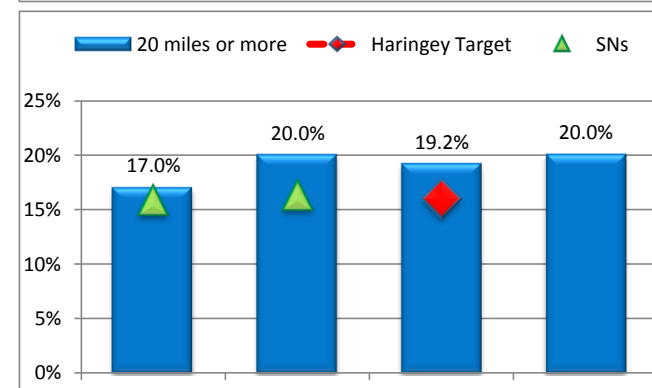
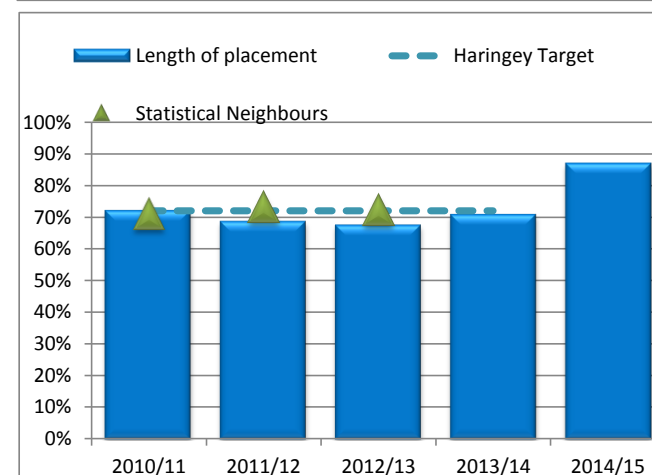
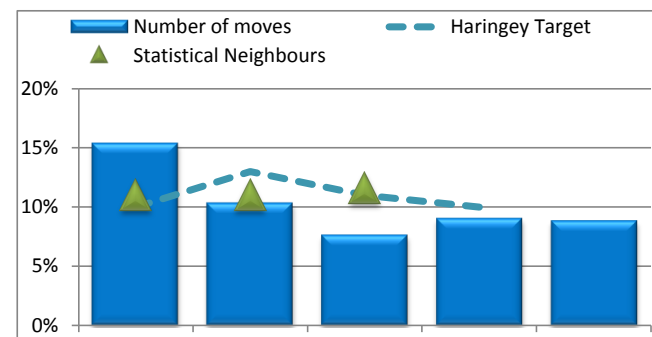
From this period:	When are you going to do it by?	Comment
Staff will be advised to complete as many PEP meetings as possible prior to the Christmas holidays	immediate	
Managers to maintain lists of out of date PEPs and monitor meeting dates in the run up to xmas	immediate	
FR and S&S managers to advise their staff about completion of care plans	immediate	

## Missing and Stability

Highlighted PIs are in the Corporate plan

	2013/14	May-14	Jun-14	Jul-14	Aug-14	Sep-14	Oct-14
OP700	-	1	4	6	7	10	6
OP701	-	1	1	2	3	2	3
HY62	9.0%	8.9%	9.6%	9.6%	10.3%	10.1%	<b>8.8%</b>
Op63	71%	75%	75%	75%	75%	87%	<b>86.9%</b>
HY_653	19.2%	18.0%	18.5%	19.1%	18.8%	20.5%	<b>20.0%</b>
Op_708	TBA	-	-	-	-	-	-
Op_705	38	36	36	N/A	N/A	-	<b>34</b>
Op_706	16	15	14	N/A	N/A	-	<b>11</b>

2014/15		
YTD	Year end target	Traffic Light
	-	
	-	
8.8%	-	Green
86.9%	-	Green
20.0%	16%	Red
	-	
	-	



### Service Analysis

#### Why does the data look the way it does?

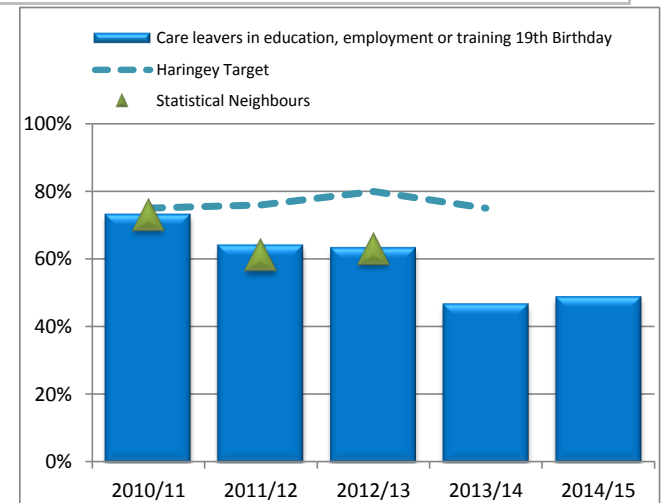
I would expect children placed over 20 miles to decrease as more Haringey carers are approved.

What are you going to do about it?

From previous periods:	When are you going to do it by?	Update/ date completed
Increase scrutiny re MFC, drawing info from all service areas re LAC	mid December	other service areas will need to provide this data to LAC HoS on a weekly basis.
From this period:	When are you going to do it by?	Comment

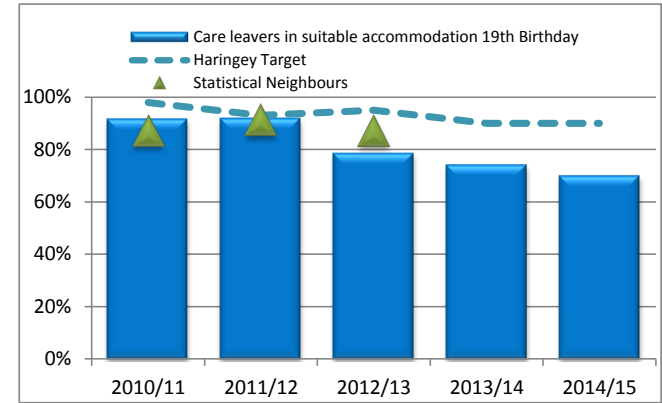
## Care Leavers

		2013/14	May-14	Jun-14	Jul-14	Aug-14	Sep-14	Oct-14	2014/15			
Care leavers in education, employment or training									YTD	Year end target	Traffic Light	
OP148	19th Birthday	47%	50%	75%	60%	50%	33%	33%	→	49%	-	Red
OP148d	No of Birthdays	58	6	4	5	10	3	6		33		
OP148b	20th Birthday	52%	-	83%	63%	17%	25%	14%	↓	35%	-	
OP148bd	No of Birthdays	65	3	5	8	6	8	7		35		
OP148c	21st Birthday	41%	50%	36%	44%	33%	20%	50%	↑	37%	-	
OP148cd	No of Birthdays	58	2	11	9	3	10	4	↓	39		
Care leavers in suitable accommodation												
OP147	19th Birthday	74%	83%	100%	80%	80%	33%	33%	→	70%		Red
OP147b	20th Birthday	72%	67%	100%	88%	50%	88%	57%	↓	72%	-	
OP147c	21st Birthday	78%	50%	82%	67%	33%	70%	50%	↓	67%	-	



Service Analysis

*Why does the data look the way it does?*



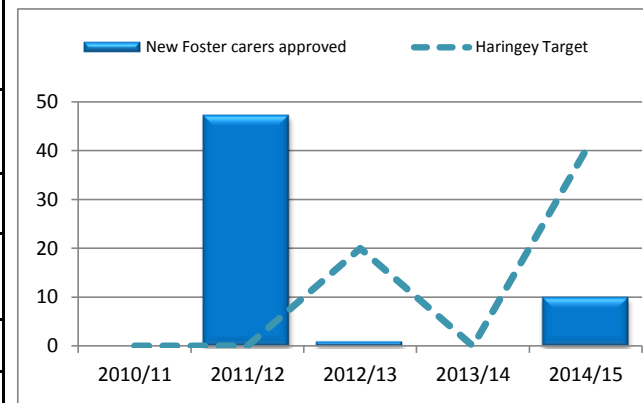
*What are you going to do about it?*

From previous periods:	When are you going to do it by?	Update/ date completed
Information to be obtained regarding placements of all 19 year olds to establish suitability	01/01/2015	
From this period:	When are you going to do it by?	Comment

## Fostering

	2013/14	May-14	Jun-14	Jul-14	Aug-14	Sep-14	Oct-14
OP 409	New Foster carers approved	-	-	-	-	-	-
OP 409a	Number of foster carers deregistered		1	0	2	2	0
Op80 Fos	Number of complaints each month about foster care or from foster carers.		1	0	0	0	0
op445	Number of Private Fostering notifications	-	TBA	TBA	TBA	TBA	TBA
OP445a	Private fostering - seen in 7 days	-	TBA	TBA	TBA	TBA	TBA
OP445b	Private fostering children with all visits complete	-	-	-	-	37%	83%
							93%

	2014/15			Oct-14
	YTD	Year end target	Traffic Light	YTD Target
	10	40	Red	23
↓	5			
→	1			
→	-	-		
→	-	-		
↑		-		



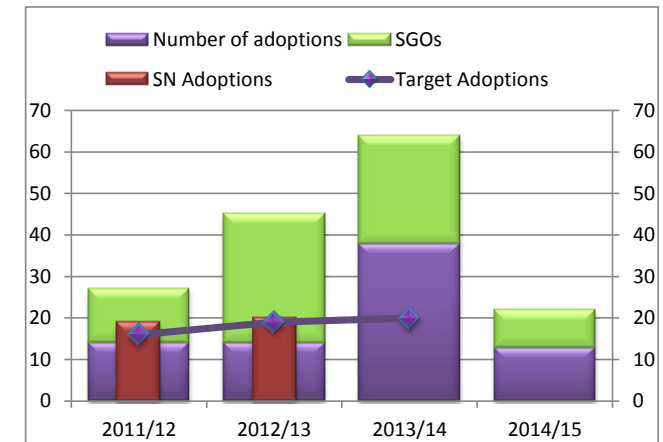




## Adoption and Special Guardianship Orders

	2013/14	May-14	Jun-14	Jul-14	Aug-14	Sep-14	Oct-14	
Op 418	Number of adoptions/special guardianship orders	64	5	4	2	2	1	6
Op 418a	Number of adoptions	38	3	3	1	0	0	4
Op 418b	Number of special guardianship orders (SGOs)	26	2	1	1	2	1	2
Op61 (NI61)	Percentage of adopted children placed within 12 months following	61%	67%	100%	100%	-	-	100%
op_707	Care Proceedings in 26 Weeks	62%	59%	44%	-	-	-	22%
HY483	A1. Average number of days from becoming LAC to being placed for adoption	778.18	1,801	414	442	N/A	798	404
HY483a	A10. Average number of days Adjusted for Current Foster Carer adoptions	516.18	677	135	292	N/A	9	280

	2014/15	
	YTD	Year end target
↑	22	
↑	13	
↑	9	
↓	71%	-
↓	22%	70%
		Red
↓	488	-
↑	191	-



Service Analysis

*Why does the data look the way it does?*

*What are you going to do about it?*

From previous periods:	When are you going to do it by?	Update/ date completed
The permanence work stream of the Sufficiency Board will commence in October and a work plan will be developed. Tasks identified already include an audit of children in fostering placements with a view to conversion to special guardianship orders.	November, 2014	
The Permanency Policy is being revised to take account of new regulations and current case law. A launch is planned.	November, 2014	
There are 19 adoption orders in the pipeline and anticipated to be achieved in up to 3 months time.( Nov 14)	November, 2014	
Special guardianship orders, 12 assessments in progress which are likely to be converted to orders.		
From this period:	When are you going to do it by?	Comment